



Instructions for use WartFreezer

- Before use carefully read the instructions for use - For external use only
- Indicated for use on adults and children over 4 years of age - The method for treating warts is cryotherapy that involves freezing the wart -



Instructions for use WartFreezer


- Before use carefully read the instructions for use - For external use only
- Indicated for use on adults and children over 4 years of age - The method for treating warts is cryotherapy that involves freezing the wart -

REF:140016
740165-V2.0160517

CONTENT INSTRUCTIONS FOR USE

1. Content WartFreezer
2. Diagnose warts
3. Instructions for use
4. After the treatment
5. Side effects
6. Contraindications
7. Warnings and precautions


1. CONTENT WARTFREEZER



- 1 Aerosol dispenser with cap, contains 38 ml dimethyl ether
- 1 Instruction for use
- 8 Protective plasters
- 16 Cleansing swabs

2. DIAGNOSE COMMON WARTS

Warts are caused by the human papilloma virus (HPV), a very contagious virus that is generally prevalent in our environment. There are many different kinds of warts, but the vast majority of warts occur on the hands and feet.



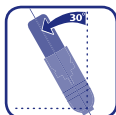
- Hard and rough
- Cauliflower-like appearance
- Mostly on hands and feet
- Size about 3 to 6 mm

3. INSTRUCTIONS FOR USE

Do not remove the plastic applicator from the aerosol dispenser!



Position the wart upwards, this way the opening of the applicator (directed downwards) can be placed on the wart. Position the opening of the applicator over the wart and make sure that the edges of the opening fit closely to the skin.



Hold the aerosol dispenser as vertical as possible at 30° maximum for the treatment to be as effective as possible.



Hold the applicator firmly. To release the cryoliquid, press the aerosol dispenser firmly with the thumb 3 times in a row. Thereafter keep the applicator placed on the wart for at least 10 seconds. Take the applicator off the wart.

If you treat 2 or more warts at the same time, we recommend that you wait a minute in between treatments, so the applicator can reach room temperature.

After use, clean the opening of the applicator with a cleansing swab.

If the wart is elevated and/or very sensitive after the treatment, a plaster can be used to provide extra protection.

CAUTION

In most cases a single treatment will be sufficient. If the wart does not disappear within two weeks, the treatment can be repeated. Sometimes it may be helpful to soak the wart to soften it before treating. Do not treat the same wart more than four times (always leave two weeks between treatments). If four treatments fail to have the desired effect, it is best to seek medical advice.

If you are dealing with a small cluster of warts close together, it is advisable to treat each wart separately, leaving an interval of two weeks between the treatments. When dealing with persistent warts, it's possible to treat the wart following instructions, then wait 10 seconds and repeat the treatment.

4. AFTER THE TREATMENT

- The treatment may cause blistering. Do not puncture the blister!
- During or after treatment a slight pain or stinging sensation can occur
- Do not pick at or scratch a wart that has been treated
- Keep the treated area clean and avoid infection
- You may swim, wash, bath and shower normally

5. SIDE EFFECTS

The freezing process may cause light or dark patches on the skin. This is called Hypo- or hyper pigmentation and will disappear gradually. It can be one of the side effects or cryotherapy.

Not following the instructions for use may result in frostbite, de-pigmentation or scar formation. Consult a doctor in case of infection and/or complication.

6. CONTRAINDICATIONS

Do not use WartFreezer:

- When there is or has been a confirmed diagnosis of cancer and/or treatment for cancer
- On children under 4 years of age
- For diabetics and persons with circulatory problems (Raynaud's disease)
- Patients using immunosuppressant medicines
- Patients with confirmed diagnosis for autoimmune or collagen diseases
- HIV infected patients
- When the skin is irritated or inflamed
- Skin condition if unsure if they are warts
- On delicate skin; such as on neck, armpits, breasts and buttocks
- On birthmarks, (hairy) moles, beauty spots or any other strange looking outgrowths
- On dark or highly pigmented skin
- On the face
- On genital warts
- When there is sensitisation or allergy to extreme cold (urticaria)
- In combination with other wart treatments

7. WARNINGS AND PRECAUTIONS

- Extremely flammable aerosol. Pressurized container: may burst if heated
- Keep out of reach of children
- Do not breathe spray
- Keep away from heat, hot surfaces, sparks, open flames and other ignition sources
- No smoking
- Do not pierce or burn, even after use
- Do not spray on an open flame or other ignition source
- Protect from sunlight
- Do not expose the aerosol dispenser to temperatures exceeding 50 °C / 122 °F
- Store in a cool and dry area at maximum room temperature
- Dispose of contents/container in accordance with local regulations

If you intend to use the WartFreezer while you are pregnant or breastfeeding, consult your doctor in advance.

COMPLAINTS AND CUSTOMER SERVICE SUPPORT

Contact the manufacturer or supplier with questions or to report complaints. Complaints and questions can also be reported via www.wartfreezer.com



Since 1880

Manufactured by:

Koninklijke Utermöhlen N.V.
De Overweg 1, 8471 ZA Wolvega,
The Netherlands +31 (0)561 69 33 66
www.skintag.eu



0344